

October is FULL OF FUN!

Sarah Parker ed@mnquilt.org

Thursday October 3 at 7:00 PM—on zoom

[Jenny Lyon](#) is a fiber artist, [author](#) and teacher. Her work focuses on free motion quilting on whole cloth and has been juried into international quilt shows, art shows and galleries. She has been joyfully teaching the art of quilting since 2006. Her classes are encouraging, supportive, and light-hearted. She claims the title "Encourager-in-Chief" as she believes that every quilter has the skills to free motion quilt some of their own work. She loves seeing students realize that they CAN quilt their own work on a domestic machine.

Jenny uses her domestic sewing machine to create art quilts and wearable art. She loves to watch her machine stitches create line, texture and shadow as they merge on the surface of the fabric.

Her work has been juried into a variety of major shows including Houston and Paducah as well art galleries and SAQA exhibits. Some is held by private collectors. She has been a guest on The Quilt Show and Quilting Arts TV.

She calls herself the Quilt Skipper because once "while quilting my own quilt, I was so delighted by the unexpected beauty of it and what emerged from my needle, that I found myself cheerfully skipping around the house when I took my breaks. It is my joy to create art with free motion quilting."

"Quilting Is A Contact Sport!" is a sometimes humorous look at how quilting affects our lives and relationships. Includes a trunk show of award-winning garments and quilts.

This meeting will be recorded and the recording will be available the following week.

Register for the zoom meeting here

<https://us02web.zoom.us/meeting/register/tZwkde-gpj0iE9ZGpcj74Y2SWAG8Pa7MnWdQ>

And then you will get an email with the meeting zoom link.



(Saturday meeting is on next page.)

Saturday October 5 at 10 AM - hybrid meeting

Emily Chesick

A middle school craft class in enameling turned into a lifelong passion for jewelry designer and maker, Emily Chesick. Although eventually, her formal studies led to a career in horticultural forestry, she also took many art classes along the way. Enameling, however, continued to remain a constant in her life, but only as an enjoyable hobby.

That all changed in 1998 when she plunged into jewelry making full time working for a local jeweler. Now, instead of toiling daily as a botanist, she infuses her creations with botanical flair.

She started making landscape quilts after taking a class in 2003 where she became hooked (or is it pinned?) on the technique. Always drawn to the outdoors, exploring the national parks and southwest United States broadened her view of the natural world and inspired her artistic eye. Her landscape quilts are inspired by the natural world but always start from a photograph she has taken. She challenges herself to make them as believable as possible.

Emily has two adult children and two grandchildren, and currently lives with her husband and cat near St Paul MN.

Attend meeting in person at MQ or register for the zoom meeting here:

<https://us02web.zoom.us/meeting/register/tZUkdOqspzguGNywpUfiyMLpe7idjAYm-wj8>

Then you will get an email with the meeting zoom link.

Also at Saturday's in-person meeting:

- Show & Tell! Bring your quilts/projects and tell us about them! If you can't come to either meeting please email pictures of your show & tell with a description to showandtell@miquilt.org.
- Refreshments—please bring a snack to share if you feel so inclined.
- Learn about all the other happenings at MQ.
- Make new friends! See someone you don't know? Introduce yourself! Questions to ask: How long have you been quilting? How many quilts have you made? What's your favorite method of making quilts? What part of town do you live in? Do you belong to other groups? What aspect or skill regarding quilting do you want to learn? How many pets do you have? Would you like to meet for coffee some day?



More in October:

October 12



A Garage Sale by and for Quilters!

Got excess quilting stuff?

Need some quilting stuff at Garage Sale Prices?

Sale is Saturday, October 12, 9:00 am – 3:00 pm
Minnesota Quilters (inside Recovery Church)
253 State Street, Saint Paul

Donate the stuff you have too much of, or don't need.
Intake days are Thursday & Friday, October 10 & 11
9:00 am – 3:00 pm at MQ

Volunteers Needed!!

Shifts available for intake and during the sale
Sign up on SignUpGenius at

<https://www.signupgenius.com/go/60B044AACAF28A4FC1-50198188-mqopportunities#/>

Stuff we want:

- ✓ Quilting Cotton
- ✓ Fabric Kits & UFOs
- ✓ Unwanted Quilts Equipment (including sewing machines)
- ✓ Quilting Tools & Notions
- ✓ Books & Patterns
- ✓ Batting
- ✓ Anything quilt related!

Stuff we don't want:

- Magazines
- Fabric that is not quilting cotton
- Wooden quilting frames



And Even More in October:

2024 Board of Directors ballot

The ballot has been emailed out to all that were members on 9/19/2024 and the end of voting is October 5.

October Day Retreat! October 17 to 19, 2024

Ready to get some serious sewing done and have some laughs, get advice on a project, and/or chat with other quilters, and maybe make some new friends? It's awesome when someone stands up with their top and says "TA-DA!"

Sewing is from 9 am to 8 pm on Thursday and Friday, and 9 am to 5 pm on Saturday. There is a charge to sign up. \$45 for MQ members and \$60 for non members, for all 3 days.

Want to sign up or learn more details about it? Click this link: [October Day Retreat](#).



Donna Carpenter wins the prize for bringing the largest machine!



2024 MINNESOTA STATE FAIR RESULTS CREATIVE ACTIVITIES - NEEDLECRAFT



State Fair Winners are on the last pages of the newsletter.

What you missed in September!

Beth Helfter of EvaPaigeDesigns showed us a new way to sew and combine half square triangles. This results in a very scrappy quilt and can even be organized into a defined shape. There will be a ZOOM class on Jan 26 to learn how to this method. Watch for the link.

The parade of quilts was an inspiring collection of award-winning quilts from our own members. Quilts from classes and the challenges were also shared. Brenda offered another category of quilts to see that included the orphan blocks that were collected for the banquet. These came together really well. Take a look at the Show & Tell pictures to see examples of all these for yourself.

In preparation for next year's challenge, we gave away all 20 patterns for the challenge quilt. If you missed out on the drawing for the Medora quilt pattern, you can obtain it via her etsy shop:

[MateriellaDesigns - Etsy](#)



Board of Directors**Oct 1 2024 - Sept 30 2025****President**Wynn Martin
president@mnquilt.org**Past President**Wendy Kieser
pastpres@mnquilt.org**President-Elect**(Open)
preselect@mnquilt.org**Treasurer**Marcy Huggins
treasurer@mnquilt.org**Secretary**Deb Norsten
secretary@mnquilt.org**Communications Co-Directors**Regina Zedell
comm@mnquilt.org**Education Co-Directors**Liz McHenry and Sarah Parker
ed@mnquilt.org**Membership Co-Directors**Karen Root
membership@mnquilt.org**Operations Co-Directors**(Open)
ops@mnquilt.org**Volunteers and Employees****Editor**Debra Svedberg
editor@mnquilt.org**MN Quilt Project Chair**Carolyn Silflow
mqp@mnquilt.org**Bookkeeper**Amy Fennewald
bookkeeper@mnquilt.org**Office Manager**Debra Svedberg
quilter@mnquilt.org**Show Director**Brenda Lyseng
showdirector@mnquilt.org**Ongoing Events:****Wednesdays, Quilting for Others**, 11 am to 1 pm, pick up supplies and drop off finished work at Recovery Church. Come help us complete some of them on the 4th Wednesday from 10 am to 2 pm.**Mondays, Zoom Bee Sewing Days**, October 7, 14, 21 and 28; 10 am to 4 pm, Click to join:<https://us02web.zoom.us/j/82747265102?pwd=eUQvakhJUDNLSTdYV3JMR2JHbDhLUT09>

Meeting ID 827 4726 5102 with passcode 986969 is valid for all 2024 Zoom Bee quilting days.

Monthly Board Meetings are currently on zoom on the 4th Tuesday of the month at 6:30. Notify president@mnquilt.org for the link if you wish to observe.**Calendar of Events:****October 3 and 5**, Thursday, Jenny Lyon tells us how "Quilting is a Contact Sport". Saturday is Emily Chesick with a Trunk Show.**October 12** MQ Quilter's Garage Sale. Questions? Email lindawines@comcast.net**October 17 to 19**, Day Retreat. Loretta Stone and Jennifer Schultz host. ***November 7 and 9**, Thursday with Lisa Thorpe. Saturday with Pat Cox and Marit Lee Kucera.**November 21 to 23**, Day Retreat. Loretta Stone and Denise Mike host. ***December 5 and 7**, Thursday: a lecture called "Writing a book is like making a quilt: Common threads in the creative process" with Marie Bostwick. Saturday we will be together for a free sewing day.**January 9 and 11**, The Minnesota Quilt Show 2025 kick off!**January 26**, Zoom workshop "The Carpenter's Apprentice" with Beth Helfter of Eva Paige Quilt Designs, 11 am to 5:30 pm.**February 6 and 8**, Thursday will be Lilo Bowman and Saturday is a trunk show with Wilhelmina Vandevoorde.

The MQ website has the complete calendar of events.

<https://mnquilt.org/eventschedule/>* Regarding Day Retreats, Loretta Stone only signed up to make sure we have the retreats, because without 2 volunteers they will not happen. She doesn't want to hog them all! If you would like to take her place at any of the months she is listed above contact volunteers@mnquilt.org. You get to attend for free in exchange for being a host. Also contact the email above if you have volunteered for host but don't see your name!**DEADLINE for November Newsletter:** Tuesday, October 8. Send newsletter articles and photos to editor@mnquilt.org. Later submissions may be saved for the following month's newsletter. The newsletter deadline is the Tuesday after the Saturday meeting. Editor appreciates anyone who wants to write quilt related articles and send them in!

Letter from Civil War Themed Quilt Display at LeDuc Historic Estate, Hastings, MN

I want to thank all of you for your interest and comments regarding the Quilt Display for LeDuc Civil War weekend. Mea Cliff was wonderfully generous to lend four of her period quilts and they were amazing. So many women came to the event and spent a lot of time in the Simmons Shed enjoying the different styles, colors and techniques used in quilting over a period of roughly 60 years in the 19th century.

The number of people who came to the event this year was more than *double* the headcount than last year's event, and I'd like to think the quilt display had something to do with it.

Spending almost 7 hours a day with original and reproduction quilts hasn't turned me into a quilter, but boy, I appreciate the artistry quilters put into their work! ~ Victoria Salcedo



Quilting For Others

Diane Rose qfo@mnquilt.org

Summer is a busy time for everyone so Quilting for Others is especially grateful for the many people who take time to stop by on Wednesdays to drop off what they have sewing at home or to pick up projects to work on. We also appreciate those who stay to help on Wednesdays! It takes many hands to keep our operation running.

So far this year, we have donated over 600 quilts to many agencies including Tubman, Vinland (a residential men's treatment center), Minnesota Nurses association, Hennepin County Hospice, Regions Medical Center, and Brittney's Place. Brittney's is a residence for young women who have been trafficked and they very much appreciate the 8-10 twin quilts they receive from us every month.

We are always grateful for the cash donations we receive to help us buy supplies to produce so many quilts. Be sure to read the article in this newsletter written by a family member honoring the memory of her sister and her legacy of quilt making. Thank you for your generous donation to Quilting for Others!

We will resume our popular Work Days starting September 25th. Hours are from 10-2 and are lots of fun! We hope to see you there!



Liz McHenry, Brenda Lyseng and Merle Pratt in September picking faculty and classes for The Minnesota Quilt Show in 2025.

Time to Purge

Whether you call it organizing, cleaning up, or downsizing, it all adds up to purging. I'm referring to the act of purging as 'in the action of clearing or emptying.' This may require a lot of time, work, a little guilt, and establishing some new habits. Need some incentive? The MQ Garage Sale is right around the corner on October 12, so thinking you don't know what to do with your 'extras' is no longer an excuse. Check the newsletter for donation drop off times.

Last month I attended the Great Wisconsin Quilt Show in Madison. The quilts were inspiring, the vendors tempting, and the lectures helpful. After reading a preview of the class offerings, I signed up for the session "Sort N' Release in Your Quilting Space" with Mary Fisher. She is a professional organizer and specializes in craft rooms. 'Before and after' photos of her clients' spaces gave me hope. Here are a few of my takeaways.

Let's talk about time – the time you don't spend picking up, and the time it will take to reduce the clutter and chaos. Why don't we clean up after ourselves? Are we too busy, do we lack enough or proper storage, try to work on too many projects at the same time, or as Mary said, "Adding without subtracting?" Even though my studio is in major disarray, I know starting small and sticking to a plan will bring success. The first task was to clear my three work surfaces: sewing table, big board ironing station, and cutting area. Although it took a while, it is done, and I was ready to develop a strategy to ensure continued progress. My plan consists of spending the first 10-15 minutes of entering my space picking up a few things and really putting them away in their proper place – not just relocating them for a future time. Sometimes it's only one item. At the end of my sewing time, I clear the same three surfaces again and leave out only what I need to continue working on my current project.

Every change requires effort – not just picking up and putting away, but actually analyzing your space. How does your room work for you, what challenges do you have to contend with, is there adequate storage? If you're like me, I now spend more time in my sewing area than in the kitchen. But when the

kitchen was a priority, it was important to have an efficient work triangle between the sink, stove, and refrigerator, adequate storage, and to remove the hanging cabinets that divided the prep area from the eating area. Our creative space requires no less consideration. You may need to move furniture or re-configure work areas, add some storage bins or units, or relocate non-sewing items or unrelated activities to another place in the house.

But where to begin? Ms. Fisher calls it Macro Sorting and Micro Sorting. So let the Macro sorting begin. Start with broad categories: books, rulers, patterns, notions, thread, fabric, batting, kits, etc. Don't start picking through these yet, just gather like items into piles, baskets, or boxes, until everything belongs to a group. Then you can start Micro sorting. This is probably where the guilt will start creeping in. How many scissors, rotary cutters, spools of black thread or seam rippers do you have? Why are there duplicate books, patterns, and specialty rulers? We've all done it, so don't feel ashamed, just select the items that are most useful to you now and donate the rest. Think of it as mentoring a new quilter or giving someone else the benefit of upgrading their equipment. It's a win-win. And you will have fewer things to organize and put away.

Once you know how much and what you



NOT my quilt room – I don't have a cat!

Courtesy of Quilting Gallery

are keeping, you can finally think about your storage solutions. Based on your space, will bins, rolling organizer drawers, or Ikea cabinets best serve your purpose? Or do you have some little used furniture in other rooms of the house that can be put to better use in your sewing space? Do you prefer open shelves or closed cabinets? It's exciting to think about having more space, a better organized work area, and less clutter to impede the flow your creative energy.

This transformation may take a while, but even before you are entirely finished, you can begin reaping the benefits of less clutter and a better focus on what you really want to work on. I've only begun this journey, and already feel a little lighter and more energized when I enter my quilting space. So far, I have downsized my quilt books, weeded most patterns, reviewed and eliminated some of my larger cuts of fabric, and culled duplicate notions. What's left? Sorting through kits, UFOs, holiday and specialty fabrics, magazines, and thread.

Looking ahead, I'll keep trying to clean up after each sewing day, set aside time each week to tackle another area or group of items to micro sort and release, and set reasonable goals about what I can realistically accomplish. This should keep me out of trouble until my next quilt show. And when temptation occurs, I'll have to be truly honest with myself and answer these three questions: do I need it, do I want it, and most importantly, do I have a place to put it away when I get it home?
~ Laura Nagel

P.S. I'm bringing LOTS to the Garage Sale!




September's meeting Show & Tell starts here.

Have you seen the 2024 Mystery Quilt Venetian Piazza?

It's another fabulous design by Suzy Webster.

◀ Rita Culshaw finished the top of her 2024 Mystery Quilt.

The new 2025 Mystery Quilt will be emailed out, hopefully, by the beginning of November. Woot!



"Starr Fire" by *Patterns by Annie* (which appears to be out of print) was a kit that Rita Culshaw bought at a garage sale a few years ago. She decided to make it just to get it out of her "Kit box"...I wonder how many kits she has in that box? The fabric choices are beautiful, lending to that veiled look of transparency.

Did you miss September's meeting? The Show & Tell was MAGNIFICENT!



◀ ▲ Colleen Backus made her "Big Dream" quilt using [Hoffman's Big Dream digitally printed dahlia fabric](#). She saw a kit made with this pattern by [The Sweet Dream pattern by Quilt Moments with Marilyn Foreman](#) and had to have it! Colleen said after all the quilting that went in it, she's keeping it for herself and it's on her bed. At our show she won a "Facility Recognition" ribbon.

◀ Rita Culshaw's 2022 Mystery Quilt.



◀ Debbie Evans made a small wall hanging featuring Christmas ornaments.

September's meeting Show & Tell

► ► Gail Smith adapted this pattern from a book she bought 20 years ago called [Needles & Notions by Jaynette Huff](#). Over the years she mulled over which designs to use and began collecting fabrics and embellishments. When she finally gained confidence in her paper piecing skills, she began the blocks. She had a 12" quilt hanger made out of bent wire in the shape of a sewing machine (not pictured). That hanger decided the width of the wall hanging. She loves making piped bindings so she framed each block with piping before adding the sashing.



At the show Gail took the "Free-Motion Fillers" workshop from Karlee Porter because, and I quote her: "My free-motion quilting really sucks." After the class she found she can quilt pebbles in the background.

It's going to hang in her sewing room and the title is "My Happy Place". She won a blue ribbon at the Dakota County Fair and the MN State Fair.



▲ Ann Somers Black, white and gray with red stars.



September's meeting



▲► Brenda Lyseng had 3 quilts to show.

The Hunter's Star is a quilt she calls "One Love, One Life" she made for Sophie and Nate for their wedding (daughter and son-in-law). It received 3rd place at the Dakota County Fair.

The Koala is called "Welcome Sebastian" that she made for Sebby, one of her quickly growing amount of grand children. It received 1st place and an Award of Excellence at the Dakota County Fair.

The 3rd unfinished quilt is one of the Block challenges that started at The Minnesota Quilt Show Banquet last June.



September's meeting

▼► Kathleen Rindal Brooks had 2 quilts for Show and Tell.

► The miniature New York Beauty was adapted from a full size [Karen Stone](#) pattern. She both hand pieced and paper pieced it! She wanted to challenge herself with extra tiny pieces and now she doesn't have to do that again! It won a blue ribbon from the MN State Fair.

▼ The appliqued medallion quilt is adapted from an [Irene Blanck](#) block of the month pattern featured in Quiltmania magazine a couple years ago. Kathleen used to despise applique and now she can't get enough of it! She chose to do it in bright



fabrics which added to the whimsy. She said she's not sure she ever had more stitching fun than in the making of this quilt! She won a blue ribbon at the MN State Fair and an additional rosette ribbon as a fair award from [Affinity for Quilts](#).



September's meeting Show & Tell



▼ Erica Vranek says "I completed the challenge using the [BQ5 Encore pattern](#). My first attempt, using mushrooms, yellow, and black, didn't quite come together as I had hoped, so I tried again with a different set of complementary fabrics. The second version turned out much better, and I even entered it into the 2024 MN Quilt Show (my first submission!). It's always fascinating to see how different fabric choices can give the same pattern a whole new look. I might just make a third one!!

▼◀ Maureen Ohland took [Vicky Conley's](#) class "Turned Edge Machine Piecing" and she says "It was it was a fantastic class to learn to use a lightbox, trace the pattern onto fusible paper, and learn the [Appliquick tools with glue](#) to create this wonder! Her

technique is easy and the curves turn out beautiful. The individual pieces are set together like a puzzle, machine stitched down with invisible thread, and free motion quilting completes the piece. FUN!"

▼▶ Maureen (pictured below) also made "Tea with Grandma" and she says: "This was a quilt I entered into the upcycled judged category. Although it didn't win any ribbons, it tells a great story of the 3rd generation damask tablecloth used for holidays in my family. As well, we had tea with my grandmother (she made the tatted pieces) on Sundays and she served nut kuchen (recipes on the back as well as a photo of me celebrating my birthday served on the tablecloth). My mother is represented in the center daisy (her favorite flower) teapot and her four girls on the corners. It has embroidered teacups as well as quilted with a teacup pattern. The quilt is going to my daughters and will be documented soon by the QDP."



September's meeting Show & Tell

Sue Weiby's been busy!

◀ The [Super Sized Amalie is a GE Quilt Designs pattern](#) and it won a blue ribbon at the Washington County Fair. It was longarm quilted by [Nancy at Grace and Peace Quilting](#), is a queen size and it's already on her bed!




▼◀ This is a quilt from the book "[Just Two Charm Packs](#)" by Cheryl Brickey at [Meadow Mist Designs](#) and she also made this one for herself. She quilted it on her domestic machine and received a blue ribbon at the Washington County Fair.

▼ Most everyone now recognizes the beautiful Postcard from Sweden quilt designed by Kelly Liddle under her pattern line Jeli Quilts. Sue made this for a wedding gift to her nephew and his new wife; Sue put Minky on the back and quilted it.



All the Show & Tell on this page is brought to you by Mary Ann Baraibar because she made all these quilts for Quilting For Others! Mary Ann, YOU ROCK!





▲ Mary Ann Baraibar also made the 2024 Mystery Quilt above, but that one she's keeping for herself, The Mystery is called Venetian Piazza, designed by Suzy Webster.

▼ ▼ ▼ Kathie Simon Frank (pictured below) says of both the quilts below: "The minute I saw the [BQ-5 pattern](#), I knew I wanted to use the MQ logo fabric in it. I thought I'd enter it jointly into the MQ Logo challenge and the BQ-5 Special Exhibit at the 2024 show. I enjoyed using the logo fabrics (MQ orders them from Spoonflower on nice-quality cotton fabric). I adapted the BQ-5 pattern by extending the pinwheels into the borders. That involved a bit of math, but nothing too tricky. Next I needed to make the back.

So I designed a pieced back to use the extra elements that were left from making the BQ-5 top. As I worked on the pieced back, I realized that I was spending as much time on the back as I had on the front, which didn't seem wise. So I turned it into a second top. And voila! I had my entry for the MQ Logo challenge plus a BQ-5 quilt for the Special Exhibit. But I still needed to make backs.

Just about this time, in early April, I attended the Dakota County Star Quilters annual show in South St. Paul. At their sale, I found a partial bolt of 6 yards of a lovely deep teal-blue paisley cotton (at a terrific price) that jumped off the shelf into my arms and begged to be used for the backs for both quilts. It was perfect! I entered the 2nd top (the one that turned out NOT to be a back) into the MQ Logo Challenge.

Jan Schmidt of Coon Rapids quilted both the quilts.



New Quilter has found comfort in quilting.

Liz Dyrdahl

I took my first quilt class at Four Season Quilt Shop with JoAnn November 2023, and I finished it in January 2024.

Quilting got me off the couch and doing something with my hands. I was in a depression. Had just put my husband in a nursing home after caring for him since 2015. He passed away March 2024.


I have found quilting is my happy place, being able to create and learning new techniques.

My first quilt show was at Maple Grove Quilters, and I found kindness in everyone I met. And then I got to experience the quilt show in Duluth. I was amazed at the beautiful quilts.


And as Brenda will tell you, I am not a beginner anymore. She says I am on overachiever. So I do not qualify for the scholarship with MQ, but I do plan on volunteering at the next quilt show and I've already got my hotel reservations in St. Cloud.

I had to learn to sew with a quarter inch seam so I bought a jelly roll, sewed it all together and made 3 yards of fabric. I made some bags out of that.

Since January I've completed 2 quilts for my grandson with matching pillowcases. All in all I've completed 11 quilts and +3 to donate To Maple Grove Quilters for charity.



August's Day Retreat



Another fun Day Retreat has come and gone. I know everyone got multiple projects done, and I hope they made some new quilt buddies.

Clockwise starting at top left: Aileen Lively finished a sampler quilt for QFO. Charlette Pittman arrived with handwork. Carolyn Davidson and Aileen Lively made some tote bags. Carol Hancuh finished sewing rows together, prepared it with batting and backing and quilted it! And Jane Kaiser chatting while sewing. Jane is a new MQ member now!



August's Day Retreat



Starting at top left: ▲ ◀ Leah Doherty completed a baby quilt for QFO. ▲ Maureen Ohlson patiently watching her bobbin fill. ▼ Loretta Stone completed this top at the retreat with some triangles she had laying around. ◀ And Janet Malinowski completed this tree.



BUSINESS MEMBERS

Barb's Designs Inc.

519 1st St
Princeton MN 55371

BERNINA ~ Pine Needles Quilt & Sew

1300 Salem Road SW, Suite 350
Rochester MN 55902
www.pnqs.net

Cabin Quilts

4779 126th St N
White Bear Lake MN 55110

Carlson Quilting

4950 Keats Ave N
Lake Elmo MN 55042
[https://
carlsonquilting.business.site/](https://carlsonquilting.business.site/)

Eye of the Beholder Quilt Design

2324 Carriage Dr
Milliken CO 80543
[https://
www.eobquilt.com/](https://www.eobquilt.com/)

Flying Heart Quilting, LLC

6241 170th Ave NW
Anoka MN 55303
flyingheartquilting.com

Hannah Johnson Fabrics LLC

4511 East Superior Street
Duluth MN 55804
www.hannahjohnsonfabrics.com

Jeri's Quilt Patch

703 Brown St
Norway MI 49870-1239
jeriquiltpatch.com

Just A Little Something

2617 Daybreak Ct SE
ROCHESTER MN 55904
Just A Little Something

Luce Quilts

1626 Portland Ave
ST PAUL MN 55104
www.lucequilts.com

Marie's Memory Quilts

6401 225th St W
Farmington MN 55024-9630
www.mariesmemoryquilts.com

Perkins Dry Goods

14525 Village Woods Drive
Eden Prairie MN 55347
www.perkinsdrygoods.com

Pine Needles Quilt & Sew

1300 Salem Rd SW, Ste 350
Rochester MN 55902
www.pnqs.net

Prairie Quilting, LLC

11682 Mt Curve Road
Eden Prairie MN 55347
www.prairie-quiltingmn.com

Queen Bee Quilting

N8726 50th St.
Spring Valley WI 54767
<https://queenbeequilting.com/>

Quilt Appraisal

19403 Pointe Trl
Park Rapids MN 56470
Susan.harmon2011@gmail.com

Quilter's Clinic

108 W State ST
Fife Lake MI 49633-0098
quiltersclinic.com

Quilting by Jill

1112 Winona Street
NORTHFIELD MN 55057
www.quiltingbyjill.com

The Quilting Page

1964 Rahncliff Court, 700
Eagan MN 55122
www.thequiltingpage.com

QuiltinStorm

1037 Avon St N
ST PAUL MN 55103
stormioman@aol.com

Quirky LLC/ dba: Quirky Quilt Shop

2673 240th ST
Cushing WI 54006-3302
www.quirkyquiltshop.com

Rosie Girl Quilting

6025 Halifax Avenue North
BROOKLYN CENTER MN 55429
rosiegirlquilting.com

Sew Joyful Studio

615 Russell Ave S
Minneapolis MN 55405

Textilis Conservation

1481 Van Buren Ave
ST PAUL MN 55104
<http://textilisconservation.com/>

The Gallery: An Artist's Collection

768 Pintail Circle
Waconia MN 55387
The Gallery: An Artist's Collection

The Landmark Inn (Retreats)

631 3RD AVE NE
STAPLES MN 56479

The Quilted Loon

2511 15th St N
St Cloud MN 56303

Valley Quilting

6639 County 18
Hokah MN 55941-8711
www.valleyquilting.com

Villa Rosa Designs

12438 Loma Rica Dr., Suite A
Grass Valley CA 95945
VillaRosaDesigns.com

Whoopsa Daisy Farm

5401 Samuelson Road
Duluth MN 55811-9710
www.whoopsadaisyfarm.com

Wildflower Quilt Co.

17775 KENWOOD TRL
LAKEVILLE MN 55044-9493
www.wildflowerquilts.com

Woodland Ridge Retreat - Dye Candy

PO Box 27
Downsville WI 54735
www.woodlandridgeretreat.com

Thank you to these 2024 sponsors of The Minnesota Quilt Show

Diamond Sponsors

BERNINA

made to create

www.bernina.com

Sew With Me

Duluth, MN

www.sewwithwi.com

Pine Needles Quilt & Sew

Rochester, MN

www.pnqs.net



Country Loft Quilt & Design – Innova

Forest Lake, MN

www.countryloftquilt.com



www.elna.com

1st Sewing Center

Bloomington, MN

www.firstsewingcenter.com

JANOME

Reliability by Design

Sew With Me

Duluth, MN

www.sewwithwi.com



Minnesota
Quilters inc

Members of the Board of Directors

Gold Sponsors



Jeri's Quilt Patch

Norway, MI

www.jerisquiltpatch.com

Silver Sponsors



Cherrywood Hand-Dyed Fabrics

Baxter, MN

www.cherrywoodfabrics.com

JUKI®

www.juki.com



Threads & Ewe

Magnolia, TX

www.threadsandewe.com



Wildflower Quilt Co.

Lakeville, MN

www.wildflowerquilts.com

Thank you to these 2024 sponsors of The Minnesota Quilt Show

Bronze Sponsors

Eye of the Beholder
Quilt Design

original applique patterns inspired by the world around us

Eye of the Beholder Quilt Design
Milliken, CO

www.eobquilt.com



Rosie Girl Quilting
Minneapolis MN
rosiegirlquilting.com

Quirky Quilt Shop

Quirky Quilt Shop
Cushing WI

www.quirkyquiltshop.com

MINNESOTA QUILTERS, INC.™

253 State Street
St Paul, MN 55107-1612

MQ News is the monthly newsletter for members of Minnesota Quilters, Inc.™, a nonprofit organization formed to find and unite quilters and quilt enthusiasts throughout the state of Minnesota and elsewhere. MQ News is published twelve times a year by Minnesota Quilters, Inc.™

The views expressed herein are not necessarily those of Minnesota Quilters, Inc.™. Although every effort has been made to provide timely and accurate information, Minnesota Quilters, Inc.™ shall have no liability to any person or entity with respect to liability, loss, or damage caused or alleged to be caused directly or indirectly by the information contained in this newsletter. This publication is intended to provide generalized information only and not to render professional advice. No part of this publication may be reproduced, stored in a retrieval system or transmitted in any form or by any means, electronic, mechanical, photocopying, recording or otherwise without prior written permission of Minnesota Quilters, Inc.™ © 2024. All rights reserved.

Deadline for submissions is the first of the month for the following month. Ads and articles may be sent to Minnesota Quilters, Inc.™ Editor, 253 State Street, St Paul, MN 55107-1612, or e-mail editor@mnquilt.org

The mission of Minnesota Quilters, Inc. is to nurture the art and craft of quilting through inspiration and education, to support our communities through our craft, and to honor our quilting heritage.
Established April, 1978.

Bulletin Board

July 10 to December 1, Voting Line Exhibit, at MSP Intl. Airport, Terminal 1, Concourse C Art Gallery. "The Voting Line" by Carol Hancuh. And yes, you need a boarding pass to see it, so the next time you're flying, go early.

October 5-6, St. Cloud Heritage Quilters Show, at River's Edge Convention Center, St. Cloud MN. Saturday 9 am to 5 pm, Sunday 10 am to 4 pm.

October 18, Quilt Fest on the Mississippi, at Onalaska Omni Center, 255 Riders Club Rd, Onalaska WI. Quilts, Hmong quilts, vendors, boutique and raffle baskets. 10 am to 4 pm. \$5 admission

October 18-19, Evening Star Quilters Quilt Show, at Mahtomedi Dist. Education Center, 1520 Mahtomedi Ave, Mahtomedi, MN. Quilts, sale, boutique, vendors, etc. \$5 admission.

October 18-19, Metro Quilt Expo, at Red River Fairgrounds, Fargo ND. Entries due 9/21/24, entries delivered 10/15/24. See www.fmquilters.org Friday 9 am to 6 pm, Saturday 9 am to 5 pm. \$10 admission.

~ Send quilt show information to editor@mnquilt.org Basic details put here in Bulletin Board, if you need to list more information you need buy an ad. 1/8 page = \$25, 1/4 page = \$45.

For a printable membership form from our website go to: https://mnquilt.org/wp-content/uploads/2022/12/Form_MembershipFullPage.pdf



2024 MINNESOTA STATE FAIR RESULTS

CREATIVE ACTIVITIES - NEEDLECRAFT

Class 182 – Pieced; hand-quilted by entrant **Entries in class: 16**

Large Bed Quilt

1	Joan Powell	Woodhill Blvd., MN
2	Linda Pribyl	Roseville, MN
3	Dianne Hartman	Jordan, MN
4	Jessica Irwin	St. Paul, MN
5	Deb Zaspel	Arden Hills, MN

Class 183 – Pieced; machine-quilted by entrant **Entries in class: 31**

Large Bed Quilt

1	* Mary Alsop	Eden Prairie, MN
2	* Jennifer Viedma	Edina, MN
3	Teri Polson	New Prague, MN
4	Charlene Hagle	Blaine, MN
5	* Carla Kilkelly	Richfield, MN

Class 184 – Pieced; hand- or machine-quilted by someone other than entrant **Entries in class: 55**

Large Bed Quilt

1	Carol Schwankl	Lakeville, MN
2	* Sandy Engwall	Brooklyn Park, MN
3	Holly Lewis	Cottage Grove, MN
4	* Mary Drabik	Shoreview, MN
5	Sharon Lander	edina, MN

Class 185 – Appliquéd; hand-quilted by entrant **Entries in class: 3**

Large Bed Quilt

1	Jill Simon	Eden Prairie, MN
2	Sherry Bryant	Cold Spring, MN
3	* Kathleen Brooks	Mendota Heights, MN

Class 187 – Appliquéd; hand- or machine-quilted by someone other than entrant **Entries in class: 4**

Large Bed Quilt

1	Marilla Schmitt	Cottage Grove, MN
2	Nancy Ehlke	Vadnais Heights, MN
3	Hannah Quarnstrom	Minneapolis, MN
4	Barbara Bellinger	St. Paul, MN

Class 188 – Mixed techniques (pieced & appliquéd); hand- or machine-quilted by entrant **Entries in class: 11**

Large Bed Quilt

1	Gail Andrewski	Maplewood, MN
2	* Mary Alsop	Eden Prairie, MN
3	* Carla Kilkelly	Richfield, MN
4	Lisa Creger	Burnsville, MN
5	Betsy Shannon	Minneapolis, MN

Class 189 – Mixed techniques (pieced & appliquéd); hand- or machine-quilted by someone other than entrant **Entries in class: 8**

Large Bed Quilt

1	Laura McGlauchlen	Inver Grove Heights, MN
2	Barbara Swalinkavich	White Bear Lake, MN
3	Abigail Lamberton	St. Paul, MN
4	Connie Plaster	Minneapolis, MN

* = MQ Member



2024 MINNESOTA STATE FAIR RESULTS

CREATIVE ACTIVITIES - NEEDLECRAFT

5	Ann Segar Snyder	St. Paul, MN
Class 190 – Special surface design techniques (whole cloth, embroidery, embellishments); hand- or machine-quilted		Entries in class: 5
<i>Large Bed Quilt</i>		
1	Mary Mittelstadt	Prior Lake, MN
2	Marilla Schmitt	Cottage Grove, MN
3	Tanya Mueller	Plymouth, MN
4	* Rhende Hagemeister	Zimmerman, MN
5	Bruce Ackerman	Centerville, MN
Class 191 – Scrap quilt, pieced, appliquéd or mixed; at least 40 different fabrics; hand- or machine-quilted by entrant		Entries in class: 18
<i>Large Bed Quilt</i>		
1	Kristy Visser	Circle Pines, MN
2	Marcia Kull	Minneapolis, MN
3	Mary Tombers	Maple Grove, MN
4	Betsy Matheson Symanietz	Minneapolis, MN
5	Jo Passenheim	Coon Rapids, MN
Class 192 – Commemorative quilt, pieced, appliquéd or mixed; hand- or machine-quilted by entrant or someone else or group		Entries in class: 5
<i>Large Bed Quilt</i>		
1	Karen Bartig	New Brighton, MN
2	Michelle Swiglo	St. Paul, MN
3	James Evenson	New Hope, MN
4	Ranae Simonson	Albertville, MN
Class 193 – Group quilt, pieced, appliquéd or mixed; hand- or machine-quilted - must be made by at least 3 people		Entries in class: 4
<i>Large Bed Quilt</i>		
1	* Jeanne Wyman	Maple Grove, MN
2	Charlotte Drone	The Riverview Coven Minneapolis, MN
3	Shari Lauren	Inver Grove Heights, MN
4	* Donna Goodlaxson	Olam Haba St. Paul, MN
Class 194 – Crib/youth, pieced or appliquéd; hand-quilted by entrant		Entries in class: 6
<i>Crib/Youth Quilt</i>		
1	* Kathleen Brooks	Mendota Heights, MN
2	Pam Botten	Prior Lake, MN
3	Susan Gentz	Lakeville, MN
4	Abigail Wyckoff	Minneapolis, MN
5	Sheila Thelen	Shafer, MN
Class 195 – Crib/youth, pieced or appliquéd; machine-quilted by entrant		Entries in class: 25
<i>Crib/Youth Quilt</i>		
1	Dorothy Brannon	Columbia Heights, MN
2	Michelle Swiglo	St. Paul, MN
3	Donna Koch	Richfield, MN
4	Mary Jo Schueller	Little Canada, MN
5	Jacquelyn Betsworth	St. Paul, MN

* = MQ Member



2024 MINNESOTA STATE FAIR RESULTS

CREATIVE ACTIVITIES - NEEDLECRAFT

Class 196 – Pieced; hand-quilted by entrant **Entries in class: 9**

Wall Quilts

1	* Kathleen Brooks	Mendota Heights, MN
2	Debra Dean	Minnetonka, MN
3	Jennifer Stevens	St. Paul, MN
4	* Molly McKenzie	Blaine, MN
5	June Cornell	Arden Hills, MN

Class 197 – Pieced; machine-quilted by entrant **Entries in class: 29**

Wall Quilts

1	* Gail Smith	Eagan, MN
2	Benjamin Imker	Minneapolis, MN
3	Matthew Friesz	Golden Valley, MN
4	* Sue Willoughby	Minneapolis, MN
5	Karen Olsen	Canby, MN

Class 198 – Appliquéd; hand-quilted by entrant **Entries in class: 6**

Wall Quilts

1	Pam Botten	Prior Lake, MN
2	Judi Betz	Blaine, MN
3	Karen Golden	Woodbury, MN
4	Hannah Quarnstrom	Minneapolis, MN
5	June Cornell	Arden Hills, MN

Class 199 – Appliquéd; machine-quilted by entrant **Entries in class: 16**

Wall Quilts

1	Jo Passenheim	Coon Rapids, MN
2	Virginia Elm	Plymouth, MN
3	Sonja Bogart	Becker, MN
4	Morgan Meade	Cottage Grove, MN
5	Jennifer Kornbaum	Little Falls, MN

Class 200 – Mixed techniques (pieced & appliquéd); hand- or machine-quilted by entrant **Entries in class: 8**

Wall Quilts

1	Alexa Skonieczny	Minneapolis, MN
2	Penny Bechel	Montgomery, MN
3	Cindy Delkamp	Zimmerman, MN
4	Allison Veil	Andover, MN
5	* Norma Hanlon	Minneapolis, MN

Class 201 – Pieced; machine-quilted by someone other than entrant **Entries in class: 17**

Wall Quilts

1	Marilla Schmitt	Cottage Grove, MN
2	Marilyn Klopp	White Bear Lake, MN
3	Andrea Moffatt	Lauderdale, MN
4	* Laura Nisi	Wayzata, MN
5	Holly Lewis	Cottage Grove, MN

Class 202 – Appliquéd; machine-quilted by someone other than entrant **Entries in class: 1**

Wall Quilts

2	Alison Sylwestrak	Rochester, MN
---	-------------------	---------------

* = MQ Member



Class 203 – Special surface design techniques (whole cloth, embroidery, painting, embellishments); Entries in class: 12 hand- or machine-quilted by entrant

Wall Quilts

1	Mimie Pollard	Minneapolis, MN
2	Ann DeMarco	Eagan, MN
3	Rosalie Schafer	Montgomery, MN
4	Sonja Bogart	Becker, MN
5	* Karen Root	Lino Lakes, MN

Class 204 – Garment, pieced or appliquéd, hand- or machine-quilted by entrant. MUST be quilted. Entries in class: 5

Other Quilts

1	Pamela Erickson	Eagan, MN
2	* Kate Bierle	Rochester, MN
3	* Laura Nisi	Wayzata, MN
4	Janet Harvey	Anoka, MN

Class 205 – Quilt On-a-Stick, 2024 Theme: Minnesota Mascots Entries in class: 28

Other Quilts

1	Heidi Hansen	St. Paul, MN
2	Carol Lofquist	Byron, MN
3	* Laurie Klinkhammer	Stillwater, MN
4	Judy Palke	Roseville, MN
5	Ilene Olson	Rush City, MN

Class 206 – Minnesota County Sweepstakes Quilt Contest Entries in class: 17

Other Quilts

1	Cindy Weigel	Blaine, MN
2	Marie Ehlenz	Cottage Grove, MN
3	Janell Adler	Lake City, MN
4	Lois Sather	Madison, MN
5	Cathy Blaukat	Mankato, MN
6	Barbara Amlotte	Burnsville, MN
7	* Jeanne Wyman	Maple Grove, MN

Class 207 – Sweepstakes, quilting (classes 182-206)

1	* Mary Alsop	Eden Prairie, MN
---	--------------	------------------

Class 9018 – Minnesota Quilters (class 206).

1	Cindy Weigel	Blaine, MN
---	--------------	------------

Class 9019 – Minnesota Quilters (class 207).

1	* Mary Alsop	Eden Prairie, MN
---	--------------	------------------

Class 9020 – Minnesota Quilters (best hand-appliqué).

1	Pam Botten	Prior Lake, MN
---	------------	----------------

Class 9021 – Minnesota Quilters (best machine quilting).

1	Gail Andrews	Maplewood, MN
---	--------------	---------------

Class 9022 – Minnesota Quilters (best use of color).

1	Betsy Matheson Symanietz	Minneapolis, MN
---	--------------------------	-----------------

Class 9023 – Minnesota Quilters (best quilted garment).

1	Pamela Erickson	Eagan, MN
---	-----------------	-----------

Class 9024 – Minnesota Quilters

1	* Molly McKenzie	Blaine, MN
---	------------------	------------

* = MQ Member



2024 MINNESOTA STATE FAIR RESULTS

CREATIVE ACTIVITIES - WORK OF SENIOR CITIZENS

Class 956 – Pillow, quilted	Entries in class: 5
<i>Needlecrafts</i>	
1 Gretchen Dorenbush	Perham, MN
2 Cindy Hofius	Excelsior, MN, MN
3 Linda Longlet	Woodbury, MN
4 Pam Zimmerman	Apple Valley, MN
Class 957 – Quilted table runner or table topper, no larger than 36 in. x 36 in.	Entries in class: 7
<i>Needlecrafts</i>	
1 Linda Longlet	Woodbury, MN
2 Deanna Vilendrer	Inver Grove Heights, MN
3 Cindy Hofius	Excelsior, MN, MN
4 Mary Frandrup	Hastings, MN
Class 959 – Quilted wall hanging, cotton, sleeve attached, max perimeter of 120 in.	Entries in class: 7
<i>Needlecrafts</i>	
1 Cindy Hofius	Excelsior, MN, MN
4 Mary Frandrup	Hastings, MN
Class 960 – Quilted wall hanging, cotton, with embroidery, sleeve attached, max perimeter of 120 in.	Entries in class: 3
<i>Needlecrafts</i>	
1 Pam Zimmerman	Apple Valley, MN
2 * Gail Smith	Eagan, MN
3 Bobbi Pett	Lino Lakes, MN
Class 961 – Quilted wall hanging, cotton, with appliqué, sleeve attached, max perimeter of 120 in.	Entries in class: 2
<i>Needlecrafts</i>	
1 * Gail Smith	Eagan, MN
4 Bobbi Pett	Lino Lakes, MN
Class 962 – Quilted wall hanging, mixed techniques, with sleeve, max perimeter of 120 in.	Entries in class: 2
<i>Needlecrafts</i>	
2 Sue Stone	Sew Cute Embroidery Andover, MN

* = MQ Member

Continued on next page.



2024 MINNESOTA STATE FAIR RESULTS

CREATIVE ACTIVITIES - WORK OF SENIOR CITIZENS

Class 963 – Crib quilt, baby theme, max perimeter of 249 in. Entries in class: 10

Needlecrafts

- | | | | |
|---|---|-----------------|-----------------|
| 1 | * | Mary Finnegan | Hugo, MN |
| 2 | | Doreen Williams | Maplewood, MN |
| 3 | | Nancy Jacobson | Arden Hills, MN |

Class 964 – Quilt, cotton, pieced, max perimeter of 249 in. Entries in class: 16

Needlecrafts

- | | | | |
|---|---|-----------------|-------------------|
| 1 | | Judy Winter | Janesville, MN |
| 2 | | Marilla Schmitt | Cottage Grove, MN |
| 3 | * | Rita Culshaw | Ham Lake, MN |
| 4 | * | Mary Alsop | Eden Prairie, MN |

Class 965 – Quilt, cotton, with embroidery, max perimeter of 249 in. Entries in class: 3

Needlecrafts

- | | | | |
|---|--|---------------|-------------|
| 1 | | Lori Boeckman | Webster, MN |
| 2 | | Mary Finnegan | Hugo, MN |
| 3 | | Ann Sparks | Preston, MN |

Class 966 – Quilt, cotton, appliqué, max perimeter of 249 in. Entries in class: 2

Needlecrafts

- | | | | |
|---|--|---------------|-------------------------|
| 1 | | Vikki Hancock | Inver Grove Heights, MN |
| 3 | | Gail Bronner | Minneapolis, MN |

Class 967 – Quilt, material other than cotton, max perimeter of 249 in. Entries in class: 1

Needlecrafts

- | | | | |
|---|--|----------------|----------------|
| 3 | | Pamela Clauson | Prior Lake, MN |
|---|--|----------------|----------------|

Class 968 – Quilt, cotton, pieced, perimeter greater than 250 in. Entries in class: 27

Needlecrafts

- | | | | |
|---|---|--------------------|-------------------|
| 1 | | Marilla Schmitt | Cottage Grove, MN |
| 2 | | Gretchen Dorenbush | Perham, MN |
| 3 | * | Gail Smith | Eagan, MN |
| 4 | | Jane Donner | St. Paul, MN |

Class 971 – Quilt, material other than cotton, must be quilted, perimeter greater than 250 in. Entries in class: 2

Needlecrafts

- | | | | |
|---|--|---------------|--------------|
| 3 | | Linda Longlet | Woodbury, MN |
|---|--|---------------|--------------|

Class 972 – Quilt, pieced and quilted by group Entries in class: 1

Needlecrafts

- | | | | |
|---|--|--------------|-----------------|
| 3 | | Sarah Circle | Center City, MN |
|---|--|--------------|-----------------|

Class 973 – Commemorative quilt in honor of milestone, subject featured on quilt top Entries in class: 2

Needlecrafts

- | | | | |
|---|--|------------------|----------------|
| 1 | | Dianne Dvergsten | Montevideo, MN |
| 2 | | Carol Leonard | Hastings, MN |

* = MQ Member