

February Meetings:

Thursday February 6th at 7 PM on Zoom ►

Have you spent January doing an after-the-holiday overhaul of your quilting space? Is your space feeling cluttered and too small for all your quilting supplies? Do you spend too much time looking for something instead sewing? There must be a better way!

Come join us on Zoom and listen to Lilo Bowman and her suggestions for better organization of your space. Lilo is the author of "Love Your Creative Space" and she will share with us some tip for tweaking your space without breaking the budget.



<https://us02web.zoom.us/join/91987654321>

After registering, you will receive a confirmation email containing information about joining the meeting.

Saturday February 8th at 10 am on Zoom and In-Person ►

Wilhelmina Vandevoorde will present a trunk show of "Retrospective Collection of Wilhelmina Vandevoorde: Award winning quilts throughout my career. Hand quilted legacy of 30 years of quilting." She has won several Best in Show Ribbons in major quilt shows and has had several quilts published in magazines. She will bring her award winning quilts for our viewing pleasure.



<https://us02web.zoom.us/join/91987654321>

After registering, you will receive a confirmation email containing information about joining the meeting.

🌸 Because we did not have Show and Tell last month, we want to have large showing this month. Please send photos of all those projects you have been working on to showandtell@mnquilt.org and bring them on Saturday!

Other happenings in February:

Meet The Teachers Feb **4**, Feb **5**, Feb **10** and **13**. All at 7—8:30 pm and links are on page 5.

Day Retreat at MQ February 20-22

Details and to register: <https://cvent.me/DqWrGR>

Board of Directors**Oct 1 2024 - Sept 30 2025****President**

Wendy Kieser

president@mnquilt.org

Past President

Wynn Martin

pastpres@mnquilt.org

President-Elect

(Open)

preselect@mnquilt.org

Treasurer

Marcy Huggins

treasurer@mnquilt.org

Secretary

Deb Norsten

secretary@mnquilt.org

Communications Co-Directors

Regina Zedell

comm@mnquilt.org

Education Co-Directors

Sarah Parker

ed@mnquilt.org

Membership Co-Directors

Karen Root & Tina Rohde

membership@mnquilt.org

Operations Co-Directors

Maureen Ohland

ops@mnquilt.org

Volunteers and Employees**Editor**

Debra Svedberg

editor@mnquilt.org

MN Quilt Project Chair

Carolyn Silflow

mqp@mnquilt.org

Bookkeeper

Amy Fennwald

bookkeeper@mnquilt.org

Office Manager

Debra Svedberg

quilter@mnquilt.org

Show Director

Liz Kassera

showdirector@mnquilt.org

Ongoing Events:**Wednesdays, Quilting for Others**, 11 am to 1 pm, pick up supplies and drop off finished work at Recovery Church.**Mondays, Zoom Bee Sewing Days**, January 6, 13, 20 and 27; 10 am to 4 pm, Click to join:<https://us02web.zoom.us/j/82747265102?pwd=eUQvakhJUDNLSTdYV3JMR2JHbDhLUT09>

Meeting ID 827 4726 5102 with passcode 986969 is valid for all 2025 Zoom Bee quilting days.

Monthly Board Meetings are currently on zoom on the 4th Tuesday of the month at 6:30. Notify president@mnquilt.org for the link if you wish to observe.**Calendar of Events:****February 4, 5, 10 and 13**, Meet the Teachers on zoom both nights from 7 pm to 8:30 PM CST. See page 5 for teachers and links.**February 6 and 8**, Thursday will be Lilo Bowman and Saturday is a trunk show with MQ's own Wilhelmina Vandevoorde.**February 20—22**, Day Retreat at MQ. Link is on page 1.**March 6 and 8**, Both Thursday's and Saturdays meetings are Linzee Kull McCray brought to you by MQP, along with a workshop on Saturday March 8 after the meeting.**March 13-15**, Potential Day Retreat.**March 24 to 27**, Spring Getaway at Camp Wapo. Email invitation will come to your inbox.

The MQ website has the complete calendar of events.

<https://mnquilt.org/eventschedule/>**For sale: Handi-Quilter Sweet Sixteen Quilt Machine for \$3,500.**

This is a sit down, long arm machine on a table 36 inches deep by 30 inches wide. Included is an 18 inch extension that can be attached to either side of the table. Also included are attachments: Glide Foot, Echo Foot, Sure Foot, Needles and several boxes of pre-wound bobbins in various colors.

The machine is 8 yrs old and has a little over 3,000,000 stitches.

Contact information: Lynn Zuspahn 763-757-4231

DEADLINE for March Newsletter: Tuesday, February 11. Send newsletter articles and photos to editor@mnquilt.org. Later submissions may be saved for the following month's newsletter. The newsletter deadline is the Tuesday after the Saturday meeting. Editor appreciates anyone who wants to write quilt related articles and send them in!

March Meetings:

Thursday, March, 6 at 7 pm on zoom, and Saturday, March 8, at 10 am in person and on zoom.

Linzee Kull McCray

Programs: "Feedsack Quilts" on Thursday evening by Zoom and Saturday in-person or on zoom.



From Linzee's website: Long before "sustainability" was a household word, people reused the fabric bags that once held everything from animal feed and seed to sugar and flour to ballots, hams, and even laxatives. Based on my book *Feed Sacks: The Colourful History of a Frugal Fabric*, I'll share both the beauty of feed sacks and their importance in the social and economic history of the times in which they were made and used. The lecture features historic photos, vintage advertising, and fabric patterns, as well as actual sacks and the clothing, quilts, and other items made from them. It is of interest to lovers of fashion, textiles and design, historians, quilters, and those with an interest in sustainability.

Workshop Saturday March 8 1-4 pm: "String Piecing"

Quilters of the feed sack era embraced string piecing as a way to use up every last fabric scrap. But it also offers countless design opportunities, which we'll explore through images of vintage and modern string-pieced quilts. Then you'll use your own scraps to create quilt blocks on a paper foundation. There's no right or wrong way to string piece, so this technique is great for freeing quilters from worries about perfect points or fabrics that match exactly. Four blocks will make a striking pillow or keep going and you'll soon have enough for an entire quilt. Registration coming soon.

Fiber Art For All at the Textile Center:

Come with your friends and/or your children to learn and enjoy new fiber arts techniques, be inspired by amazing fiber art works exhibited in Textile Center's gallery, and generally enjoy the many fiber-related activities offered on Saturday, February 22nd, 10 am to 4 pm at Textile Center of Minnesota, 3000 University Avenue SE, Minneapolis. .

Shop The Makers Marker featuring the fiber work of 25 local artists and makers (10 am to 3 pm). Get your hands busy at many tables staffed by local guilds (all members of Textile Center) offering make-and-take projects and demonstrations in quilting, felting, basket-making, sewing, and a variety of other fiber art techniques.

If that's not enough to entice you, there's also a sale of second-hand quilted home goods and wearables and the Textile Center Shop to explore, and even a coffee bar and KCM egg roll food truck to satisfy your hunger. For more of a meal, you can visit Malcolm Yards, Surly Brewery, and other restaurants within a block or two of Textile Center.

Be sure to participate in this exciting day of fiber-related activities designed for the whole family! For more information about Fiber Art for All go to <https://textilecentermn.org/fiberartforall/> . For parking and other information to enhance your experience in this area, go to <https://textilecentermn.org/visit/>

Quilting For Others

For several months now I've had the privilege of bringing quilts donated through QFO (Quilting For Others) to Regions Hospital. About once a month on Wednesday I meet the Volunteer Services coordinator at the hospital to give her the quilts that they will then distribute within the hospital. A couple of months ago while waiting to meet her in the lobby, an elderly man said to me: "Are those the quilts that are donated for patients here at the hospital? I replied that they were, and he said "Oh, I would love a quilt, but I'm being discharged today, and they didn't have one for me. I've been here for almost four weeks, and I was hoping to get a quilt, but now I'm waiting for my ride home." Knowing that I don't have the authority to decide who should receive a quilt, I hesitated. But then seeing the look on his face, I reached into one of the bags, found a quilt that felt like it belonged to him, and handed it to him. It was full of purples and blues, with some red splashes in a Lonestar pattern. His eyes lit up, and he said "Oh thank you, thank you!" And then sat down hugging the quilt and grinning like a child with a precious treasure.

This week Wednesday was a "sew day" for QFO, and I had arranged to bring quilts to Regions at 10:30 AM. The director of Volunteer Services was home sick, but she had arranged to have one of her assistants meet me in the lobby. She said that if the assistant wasn't able to meet me, I could leave them at the guest services desk. I arrived a bit early so the assistant hadn't arrived yet, and there was a line at the guest services desk. As I waited in line with a bag of quilts in each hand, a woman approached me and said "Are you with the organization that donates the quilts?" I replied that I am, and asked if she was the assistant in Volunteer Services. She said: "I'm not, but please tell your people Thank You, from me." I started to reply that I would be happy to, but she continued, "I have had patients who, when they have received a quilt it has changed the outcome of their treatment. What you are doing is a great

gift. Please, please, tell them thank you." She appeared to be exhausted, and I had the impression that she was just finishing a long shift, but seeing the quilts seemed to lift her. I assured her that I would convey her thanks.

Every time I have had the privilege of dropping off quilts they are received with gratitude. So to everyone who has donated a quilt, sewed a top, cut fabric and batting, done machine quilting, donated money, fabric, batting and time, and those who are coordinating the whole process, Thank you. You are doing a great work. You are contributing to life changing experiences for people in need, and for the people who get to hand a quilt to someone. I am honored to be associated with you.

~ Reo Pratt

In the Mail...

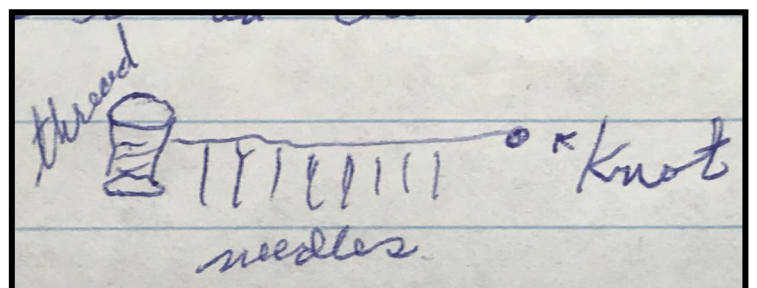
Dear Quilters,

One of the skills that leaves us first is to be able to thread a needle. I am very fortunate I still manage, and I help others thread theirs.

Have someone take a spool of thread and thread a package of needles on it. Then tie a knot!

When you want a threaded needle—hold the knot and pull a needle with it. Push the rest of the needles back until you have the amount of thread you want. Snip the thread, knot the thread on the end to hold all the rest of the needles from coming off. You now have the length of thread you need with a needle and it's already knotted!

Wish you good luck, Lyda R DeHaven, Luck, WI





Minnesota
Quilters inc

The Minnesota Quilt Show

June 19-21, 2025

River's Edge Convention Center, St. Cloud



Meet the Teachers

Faculty Committee faculty@mnquilt.org

Mark your calendars for "Meet the Teachers" of our 2025 show. This is a great time to interact with our faculty and to ask questions about the classes they will be teaching. This will be from the comfort of your own home. Each teacher has chosen a date to be on a zoom meet. Feel free to meet them all. It is a great way to help choose the classes that you will take at the show. Don't forget to meet Joe Cunningham, our banquet speaker and Rachel Clark, who will be doing our fashion show. The zoom meets will be recorded.

Tuesday 2/4/2025 7:00-8:30pm CST:

Pat Harrison, Helen Smith-Stone, and Bethanne Nemesh

Join Zoom Meeting

<https://us02web.zoom.us/j/85339066730> Meeting ID: 853 3906 6730

Wednesday 2/5/2025 7:00-8:30pm CST:

Heidi Parkes, Elaine Wick Poplin, and Rose Allen

Join Zoom Meeting

<https://us02web.zoom.us/j/88969835848> Meeting ID: 889 6983 5848

Monday 2/10/2025 7:00-8:30pm CST:

Joe Cunningham, Gwen Hanvy, Kelley McKenzie, and Lisa Thorpe

Join Zoom Meeting

<https://us02web.zoom.us/j/83181128129> Meeting ID: 831 8112 8129

Thursday 2/13/2025 7:00-8:30pm CST:

Kathie Beltz, MJ Kinman, and Rachel Clark

Join Zoom Meeting

<https://us02web.zoom.us/j/82848244894> Meeting ID: 828 4824 4894

Workshops at the Show: Art, Collage, and Design

Did you know that we choose workshops so that we have a variety of techniques and styles covered? Each month we will highlight a different style.

If you are interested in art quilts, collage, or the design elements that go into a quilt, check out these workshops:

Art:

ReVamp'd Denim with Katie Beltz

Inktense Pencils with Lisa Thorpe

Framed Quilting with Heidi Parkes

Surface Design Sampler Trunk Show – lecture by Lisa Thorpe

Yarn Couching: Freemotion to Fine Art – lecture by Bethanne Nemesh

Framed Quilting with Heidi Parkes



ReVamp'd Denim with Katie Beltz



Backyard Bird Collage with Lisa Thorpe




Workshops at the Show: Art, Collage, and Design

Collage:

Backyard Bird Collage with Lisa Thorpe

Photo Fascination with Lisa Thorpe



Backyard Birds Fabric Collage with Lisa Thorpe




Workshops at the Show: Art, Collage, and Design

Design:

Creative Design - Joe Cunningham

Color Play: Beyond Color Theory – with MJ Kinman



Judged Exhibit

Laurie Klinkhammer Sandra Borgschatz

judged@mnquilt.org

The January Big Reveal was just that—BIG and EXCITING! There was a lot of FUN information to digest. A Judged Quilt Exhibit Details flyer was distributed at the January meetings and is available from the website

[here](#). Instead of eating that elephant whole, let's break down some of the Judged Exhibit particulars into chewable chunks. You've decided to tackle a 2025 resolution and do that 'scary' thing of entering your quilt in the Judged portion of the show—**GOOD FOR YOU!**

But what if you have questions and are unsure which category to enter your quilt?

This year's categories are in the chart to the right. Additional information is in the Judged Quilt Exhibits Details flyer


If you're still not sure, we're here to help!

For registration help, email quiltentryhelp@mnquilt.org

For other Judged questions, email judged@mnquilt.org

The most important thing to do is read and re-read the Rules and Regulations!

See if you can match the technique to the category!



You're cutting and sewing-- your eyes are all blurry!

You still have some time so no need to worry!

Category	Person	Size		
		Minimum	Maximum	
Appliqué	Large	1 2	280" perimeter	110" x 110"
	Small	1 or 2	None	Less than 280" perimeter
Art		1 or 2	None	110" x 110"
Group		≥3	None	110" x 110"
Mixed Technique	Large	1 or 2	280" perimeter	110" x 110"
	Small	1 or 2	None	Less than 280" perimeter
Modern		1 or 2	None	110" x 110"
Other Techniques		1 or 2	None	110" x 110"
Pictorial		1 or 2	None	110" x 110"
Pieced	Large	1 2	280" perimeter	110" x 110"
	Small	1 or 2	None	Less than 280" perimeter
Upcycled		1 or 2	None	110" x 110"
Workmanship		1 or 2	None	110" x 110"

Best Miniaturization is based on miniaturized quilts entered in Appliqué, Mixed Techniques, Modern or Pieced. Maximum size is 96" perimeter.

Be sure to read category definitions carefully.

1. Equal amount of piecing and applique	A: Applique
2. Lots of applique baskets	B: Art
3. Surface design and embellishments	C: Group
4. Asymmetry, minimalism, negative space	D: Mixed Technique
5. Block of the Month or a Kit	E: Modern
6. Quilt made by my Quilting Bee	F: Other Techniques
7. Picture of my grandkids	G: Pictorial
9. It's my original design!	H: Pieced
9. Traditional blocks with one flower applique	I: Upcycled
10. Dad's shirts and ties	J: Workmanship

Youth Exhibit

Our annual quilt show is expanding our youth exhibit. We are spending countless hours going to every quilt show (any excuse to go to another quilt show), to every quilt shop to talk with owners ("Oh my, must I really go to another quilt shop?"), and looking for all those hidden gems that our young people have made.

We are asking every grandmother, mother, aunt, and friendly neighbor to help us. Please report any possible entries to us.

Thanks!
Paulette Marini & Lisa Stene

Raffle Baskets!

We're going to need donations of baskets again for the Raffle Baskets. Please bring them to Saturday MQ meetings to Jody Murphy. They can be wicker or you can make a big fabric wrapped clothes line basket.

Again one of the "baskets" is going to be a Juki mid-arm generously donated by Country Loft Quilt & Design of Forest Lake, MN.



Admissions	admissions@mnquilt.org	Virginia Gleason, Margaret Lundberg, Joseph Muehlbauer
Advanced Registration	registration@mnquilt.org	Karen Knoll, Mary Tague
Banquet	banquet@mnquilt.org	Ann Martin, Sue Soderstrom
Bus Tours	bustours@mnquilt.org	
Equipment Manager	equipment@mnquilt.org	Jude Edling
Learning Stage	learningstage@mnquilt.org	
Merchandise	merchandise@mnquilt.org	Sandy Macdougall
Photography	photography@mnquilt.org	Maureen Ohland
Printing	printing@mnquilt.org	Linda Wines
Quilt Entry Logistics	Quiltentryhelp@mnquilt.org	Sue Rutford
Quilt Exhibits: Challenge	challenge@mnquilt.org	Pat Curtner, Karen Kopitzke
Quilt Exhibits: Judged	judged@mnquilt.org	Sandra Borgschatz, Laurie Klinkhammer
Quilt Exhibits: Non-judged	nonjudged@mnquilt.org	Dianne Conner, Carolyn Davidson, Jean McMahom
Quilt Exhibit: Youth	youth@mnquilt.org	Paulette Marini, Lisa Stene
Quilts for Sale	quiltsales@mnquilt.org	Marcy Huggins, Sarah Parker
Quilting for Others	showqfo@mnquilt.org	Renee Compo, Aileen Lively
Raffle Managers	raffle@mnquilt.org	Jody Murphy
Ribbons	ribbons@mnquilt.org	Rita Culshaw, Kathie Simon Frank
Signage	signage@mnquilt.org	Elise Frederick, Donna Rockette
Special Exhibits	specialexhibits@mnquilt.org	Brenda Lyseng, Laura Nagel
Social Media	socialmedia@mnquilt.org	Susan Panelli, Viedma
Vendors	vendors@mnquilt.org	Mary Baraibar, Liz Drydahl
Volunteers	showvolunteers@mnquilt.org	
Show Coordinator	showcoordinator@mnquilt.org	Maureen Ohland
Show Director	showdirector@mnquilt.org	Liz Kassera

Thank you to these WONDERFUL sponsors for supporting The Minnesota Quilt Show 2025

Diamond Sponsors

BERNINA

made to create

www.bernina.com

Aurora, IL

Pine Needles Quilt & Sew
1300 Salem Rd SW, Ste 350
Rochester MN 55902

info@pnqs.net

507-226-8480

pnqs.net

Gold Sponsors



Country Loft
quilt & design

Country Loft Quilt & Design
15161 Feller St NE

Forest Lake MN 55025

info@countryloftquilt.com

651-464-6260

Countryloftquilt.com

Bronze Sponsors



Purely Gates Embroidery
4730 Lakeside Meadow Dr
Missouri City TX 77459

patricia@purelygates.com 713-471-0984

Purelygates.com



Rosie Girl Quilting

6025 Halifax Ave N

Brooklyn Center MN 55429

rosiegirlquilting@outlook.com

763-438-9448

Rosiegirlquilting.com

Bulletin Board

March 19—April 11, Dakota County Star Quilters' 30th annual quilt show at the Dakota County Historical Society Museum, 130 3rd Avenue North in South Saint Paul. The museum is open Wednesdays and Fridays from 9 a.m.–5 p.m., Thursdays from 9 a.m.–8 p.m., and Saturdays from 10 a.m.–3 p.m. Sue Heinz lecture on April 8 at 3 p.m. and 6:30 p.m. www.dcsq.org.

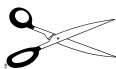
MINNESOTA QUILTERS, INC.™
253 State Street, St Paul, MN 55107-1612

MQ News is the monthly newsletter for members of Minnesota Quilters, Inc.™, a nonprofit organization formed to find and unite quilters and quilt enthusiasts throughout the state of Minnesota and elsewhere. MQ News is published twelve times a year by Minnesota Quilters, Inc.™

The views expressed herein are not necessarily those of Minnesota Quilters, Inc.™. Although every effort has been made to provide timely and accurate information, Minnesota Quilters, Inc.™ shall have no liability to any person or entity with respect to liability, loss, or damage caused or alleged to be caused directly or indirectly by the information contained in this newsletter. This publication is intended to provide generalized information only and not to render professional advice. No part of this publication may be reproduced, stored in a retrieval system or transmitted in any form or by any means, electronic, mechanical, photocopying, recording or otherwise without prior written permission of Minnesota Quilters, Inc.™ © 2025. All rights reserved. *Deadline for submissions is the first of the month for the following month. Ads and articles may be sent to Minnesota Quilters, Inc.™ Editor, 253 State Street, St Paul, MN 55107-1612, or e-mail editor@mnquilt.org*

The mission of Minnesota Quilters, Inc. is to nurture the art and craft of quilting through inspiration and education, to support our communities through our craft, and to honor our quilting heritage.
Established April, 1978.

For a printable membership form from our website go to: https://mnquilt.org/wp-content/uploads/2022/12/Form_MembershipFullPage.pdf



DONATION FORM

Your support of MQ is greatly appreciated and vital to the future of our organization. MQ is a 501c3 non-profit and your donations are tax deductible. You can donate online at our [square store](#) or write a check to send in with this form.

Name: _____

Full Address: _____

Amount donated: \$ _____

Donated to General Expenses: _____ or particular part of MQ: _____

Fill out this form, include check and mail to:

Minnesota Quilters, Inc., 253 State St, Saint Paul MN 55107-1612